

# REMOTE MICROPHONE

# RM-9012 EB

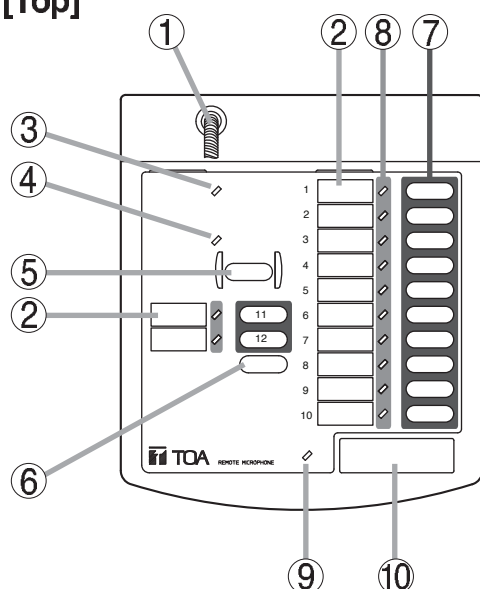
## 1. GENERAL DESCRIPTION

RM-9012 EB is a remote microphone used in conjunction with 9000M2 series digital matrix mixer or other paging equipment like NX-100(S), N-8000AF(MI) etc. Output is upto 12 contact closures together with balanced audio signal in order to initiate/terminate the paging.

This unit requires DC 24V power supply (AC Adaptor, AD-246 or equivalent).

## 2. NOMENCLATURE AND FUNCTIONS

[Top]



### 1. Gooseneck microphone

A unidirectional microphone.

### 2. Name labels

Insert the label (not thicker than 0.2 mm) indicating the name of each zone. (See the back)

### 3. Power indicator (POWER)

Lights green when the power is supplied to the unit from AC Adaptor. (AD-246 or equivalent)

### 4. All call indicator (ALL CALL)

Lights green all zones are selected.

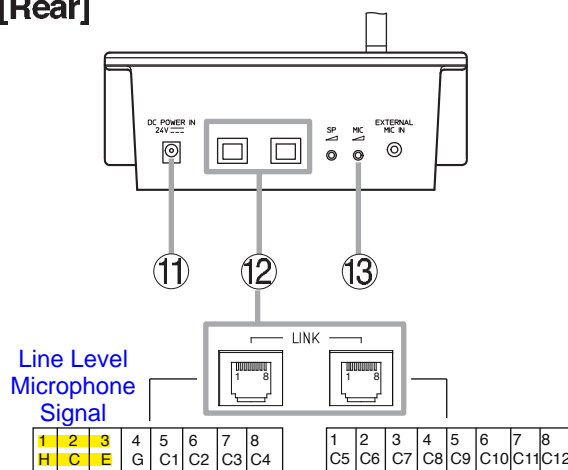
### 5. All call key

Press this switch to select all 12 zones.

### 6. Cancel key

Press this key to disable all zone selections.

[Rear]



### 7. Zone selector key (ZONE 1-10 & 11-12)

Selects the desired zones.

### 8. Zone indicator (ZONE 1-10 & 11-12)

Lights green when the corresponding zone is selected.

### 9. In-use indicator

Lights green when the Q-RM9012 is in use. (outputs)

### 10. Talk key (TALK)

It is a press-to-talk key. Announcements and contact closure outputs can be made from this unit while the key is pressed, and are terminated when released.

### 11. DC power input jack (DC POWER IN)

A jack with non-polarity. Connect the 24-V DC power. (AC adaptor, AD-246 or equivalent)

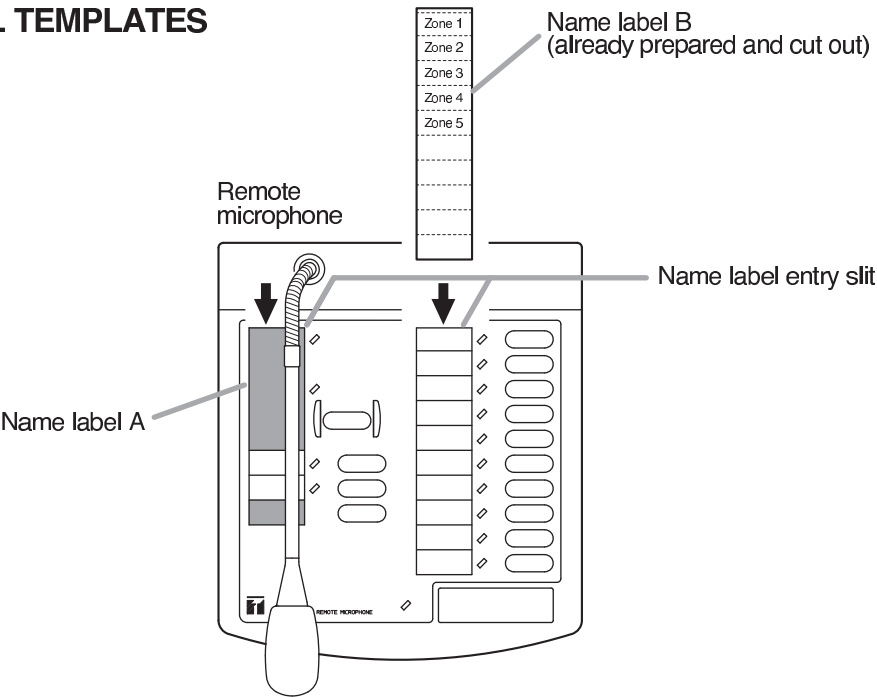
### 12. Audio and contact connectors

Two female RJ45 connectors. Connect with audio input and contact closure input terminals using the cable of Category 5 straight type. (CAT5)

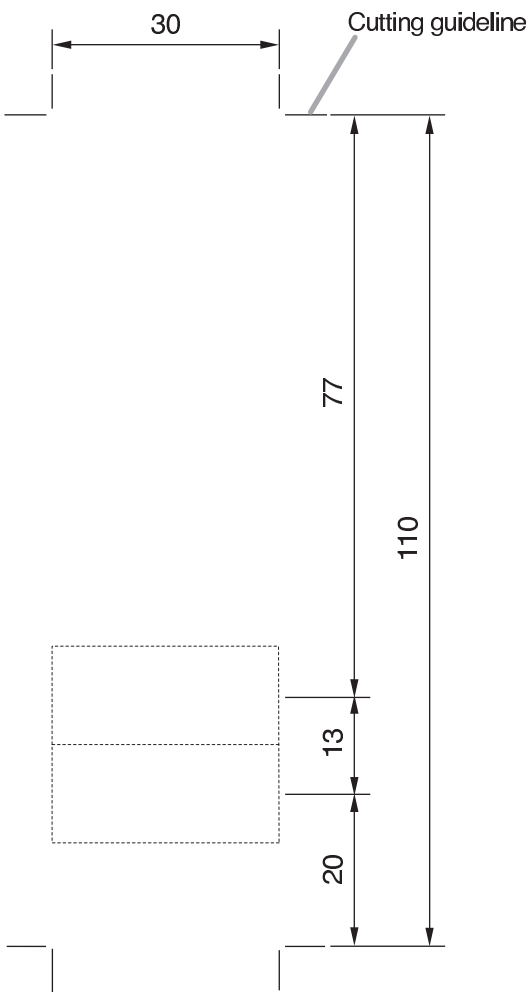
### 13. Microphone volume control (MIC)

Adjusts the volume of the unit's gooseneck microphone.

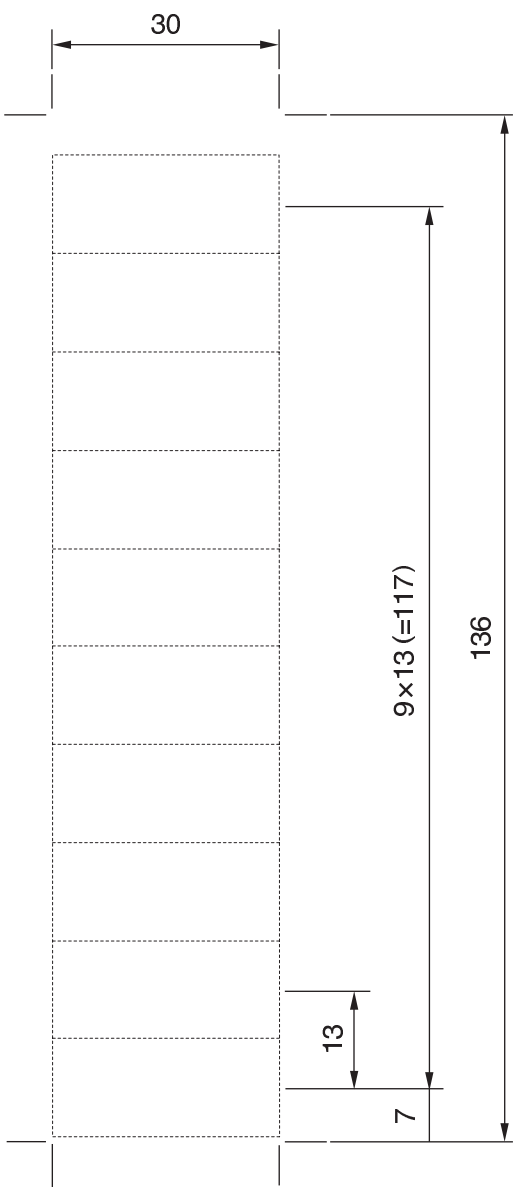
3. NAME LABEL TEMPLATES



Name label A  
Cutting size : 30 x 110 mm



Name label B  
Cutting size : 30 x 136 mm



Shown in actual size